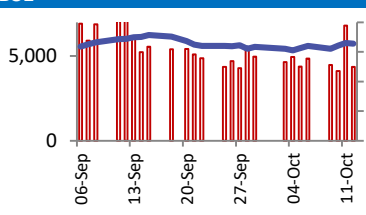
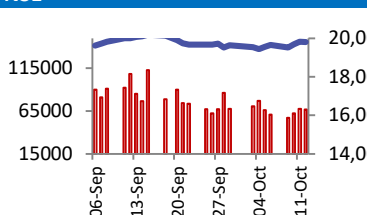


BSE		NSE	
	70,000 Open 66565 65,000 High 66578 60,000 Low 66339 55,000 Close 66408 50,000		20,000 Open 19823 18,000 High 19843 16,000 Low 19773 14,000 Close 19794
	Change -65		Change -17
	Volume (Lacs) 6169		Volume(Lacs) 34936
	Turnover (Rs.inCr) 4370		Turnover(Rs.in Cr) 66769

World Markets	Current	Previous	Pt. Chg	Var(%)
Dow	33631	33805	(174)	-0.5%
Dow Futures	33831	33796	35	0.1%
Nasdaq	13574	13660	(86)	-0.6%
FTSE	7645	7620	25	0.3%
Nikkei	32357	32495	(138)	-0.4%
Hang Seng	17920	18238	(318)	-1.7%
Gift Nifty	19693	19675	18	0.1%
Straits Singapore	3189	3219	(30)	-0.9%
South Korea	2462	2480	(18)	-0.7%
Taiwan	16790	16826	(36)	-0.2%
Shanghai	3088	3108	(20)	-0.6%

Commodity Prices	Current	Previous	Pt. Chg	Var(%)
Copper (\$/MT)	7991	8024	(33.0)	-0.4%
Alumin (\$/MT)	2200	2214	(14.0)	-0.6%
Zinc (\$/MT)	2450	2477	(27.0)	-1.1%
Brent Crude (\$/bbl)	87.0	86.0	1.0	1.2%
Gold (\$/Ounce)	1873	1869	4.0	0.2%
Silver (\$/Ounce)	22.0	22.0	0.0	0.0%
Light Crude (\$/bbl)	84.0	83.0	1.0	1.2%
N G (\$/mmbtu)	3.0	3.0	0.0	0.0%
Sugar (\$/MT)	711.0	709.0	2.0	0.3%
Rubber (Rs./kg)	150.0	147.3	2.8	1.9%
Baltic Dry Index	1935	1948	(13.0)	-0.7%

Currency Exchange Rate	Current	Previous	Var(%)
Rs./ \$ rate	83.24	83.19	0.06%
Rs./ Euro	88.38	88.20	0.20%
Rs./Chinese Yuan	11.40	11.39	0.09%
Yen / \$ rate	149.79	149.81	-0.01%
\$ US/Euro	1.05	1.05	0.00%

Dollar Index	Current	Previous	Var(%)
Dollar Index	106.46	106.60	-0.13%

Support/ Resistance Levels for Today		
	Nifty	Bank Nifty Fut
Support 1	19700	44600
Support 2	19640	44520
Resistance	19830	44820

Securities in Ban For Trade	
IBULHSGFIN	BALRAMCHIN
MANAPPURAM	PNB
L&TFH	INDIACEM
HINDCOPPER	BHEL
DELTACORP	SUNTV

Market Review

US: US stock market indices ended lower on Thursday after data showed consumer prices rose more than anticipated in September, while a US Treasury auction sent bond yields higher.

Asia: Asian shares slid on Friday while the dollar was firm after U.S. consumer prices increased more than expected, bolstering the case for the Federal Reserve to keep rates higher for longer.

India: India's benchmark stock indices closed lower, snapping two days of gains after swinging between gains and losses for most of Thursday. Media, metals and energy led the advance, whereas the information technology sector was under pressure.

Market is expected to open gap down and likely to witness selling pressure during the day

Global Economy: Singapore's economy grew faster than expected in the third quarter. Gross domestic product (GDP) was up 0.7% in the July to September period on a YoY basis. On a QoQ seasonally adjusted basis, GDP expanded 1% in the July to September period.

The Federal Reserve's efforts to combat inflation have led to higher interest rates on new auto loans for subprime borrowers this year. The annual percentage rate (APR) on these loans has increased from 14% last year to a range of 17% to 22% this year. This rise in APR is significantly impacting lower-income households, increasing their monthly auto payments and consequently raising the risk of late payments, defaults, and car repossessions. Despite these risks, the subprime auto sector has cleared nearly \$30 billion in new bond deals this year. Although this figure is slightly below the volumes from the past two years, it remains above historical levels since 2008. In response to the steady yearly inflation rate of 3.7%, the Federal Reserve has raised its policy rate to a 22-year high of 5.25% to 5.5%.

Commodities: Gold prices edged up on Friday but traded below two-week highs hit in the last session, as a bigger-than-expected jump in U.S. consumer prices boosted bets interest rates would stay high for longer, lifting dollar and bond yields from their recent lows.

Oil prices rose on Friday after the U.S. tightened its sanctions programme against Russian crude exports, raising supply concerns in an already tight market, and global inventories are forecast to decline through the fourth quarter.

Currency: The dollar remained firm on Friday, putting pressure across a basket of currencies as stronger-than-expected U.S. consumer inflation revived prospects that the Federal Reserve will have to keep rates higher for longer.

FII Derivative Transactions (Rs. Cr)

Contracts	Purchase		Sell		Net Value	Open Interest (OI)		OI (Previous day)		Change	
	Contract	Value	Contract	Value		Contract	Value	Contract	Value	Contract	Value
Index Future	24025	2049	20879	1796	253	164823	13708	171619	14261	(6796)	(553)
Index Option	14181660	1305255	14510580	1335206	(29951)	2530674	207131	2811097	251412	(280423)	(44281)
Stock Future	154404	12143	141211	13207	(1064)	2409839	191084	2384094	189100	25745	1984
Stock Option	267063	20891	274361	21363	(472)	211247	17071	198429	16088	12818	983
Total	14627152	1340338	14947031	1371572	(31234)	5316583	428994	5565239	470861	(248656)	(41867)

FII All Activity-BBG (Rs Cr)	Buy	Sell	Net
5-Oct-23	11600	11938	(337)
6-Oct-23	6929	6658	271
9-Oct-23	6848	6075	773
10-Oct-23	8083	8988	(904)
11-Oct-23	12645	12823	(178)
Month to date-Oct	67967	73136	-5169
FII (Prov.) (Rs Cr)	Buy	Sell	Net
6-Oct-23	6727	6818	(90)
9-Oct-23	5052	6050	(998)
10-Oct-23	8067	9073	(1005)
11-Oct-23	12527	12949	(422)
12-Oct-23	8601	10464	(1863)
Month to date- Oct	70842	83543	(12700)
DII (Prov.) (Rs. Cr)	Buy	Sell	Net
6-Oct-23	7151	6367	783
9-Oct-23	8217	5555	2661
10-Oct-23	8624	6660	1963
11-Oct-23	8369	7337	1032
12-Oct-23	8706	7174	1532
Month to date-Oct	68127	56503	11624
FII Debt - BBG (Rs. Cr)	Buy	Sell	Net
5-Oct-23	414	137	277
6-Oct-23	1754	743	1011
9-Oct-23	399	886	(487)
10-Oct-23	978	466	513
11-Oct-23	790	771	19
Month to date-Oct	6995	4717	2278

Market Breadth	BSE		NSE	
	No.	%	No.	%
Advance	2117	56%	1403	56%
Decline	1555	41%	1000	40%
Unchanged	120	3%	89	4%

Market Turnover	12-Oct	11-Oct	Var (%)
BSE Cash	4370	6797	-36%
NSE Cash	66769	67587	-1%
NSE Futures	77525	85202	-9%
NSE Options	33295287	45828573	-27%
Total (Rs.Cr)	33443951	45988159	-27%

Volatility Index	12-Oct	11-Oct
Volatility Index	10.62	10.99

Index PE - TTM	12-Oct	Yr. High	Yr. Low
Sensex	24.3	26.0	21.8
Nifty	22.4	24.2	20.0

Corporate News

Lupin has received tentative approval from the US FDA

The company has received tentative approval from the US FDA to market a generic equivalent of Xywav Oral Solution, of Ireland's Jazz Pharmaceuticals. The product will be manufactured at Lupin's Somerset facility in the U.S. (BQ)

SJVN Green Energy received an LoA from Rajasthan Urja Vikas Nigam

Unit SJVN Green Energy received an LoA from Rajasthan Urja Vikas Nigam for the development of a 100 MW solar power project worth Rs 600 crore to be executed over 18 months. The project will be developed on a build-own-operate basis. (BQ)

Odisha's customs commissioner officer imposes penalty on Vedanta's Aluminum business

Odisha's customs commissioner officer imposes a customs duty of Rs 1.56 crore and a penalty and fine of Rs 2.9 crore on Vedanta's Aluminum business (and BALCO) for the sale of goods without obtaining necessary approvals. The company also incorporates a wholly-owned subsidiary named Vedanta Iron and Steel as part of its demerger plan. (BQ)

Economy

P2P lending platform Rang De disburses Rs 85 lakh worth of credit

Through a strategic collaboration with Siddhi Vinayak Agri Processing Pvt Limited (SV Agri), Rang De is supporting the potato value chain in Assam to tackle the above bottlenecks through an innovative blend of financial solutions. By helping potato farmers connect with suppliers who provide them with resources (backward linkage) and buyers who purchase their produce (forward linkage), along with tailored credit solutions, Rang De is helping farmers create a sustainable ecosystem for growth.(ET)

International

Kia Corp unveils three small to mid-sized EVs to widen its appeal

Kia Corp unveiled three new small-to-medium sized electric vehicles (EV) to try to attract a wider range of customers and accelerate its electrification drive. The South Korean automaker said it planned to offer two electric compact sport-utility vehicles (SUVs) - EV5 and EV3 - and an electric sedan - EV4 -, making an all-out push to achieve its sales target of one million EVs by 2026.(Reuters)

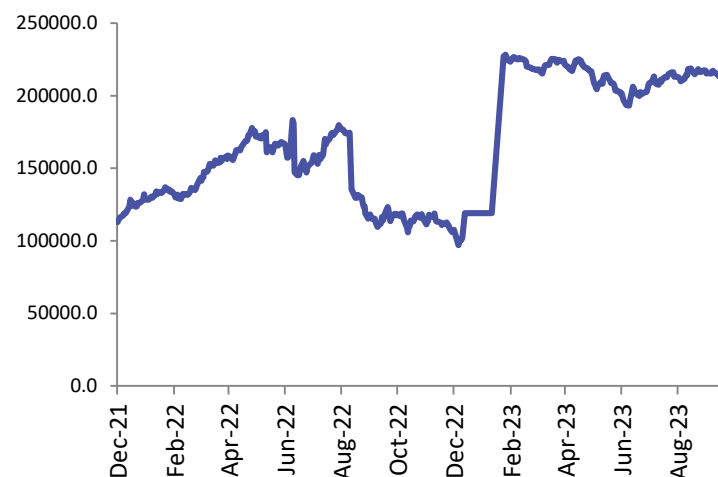
Top 5 Nifty Gainers	12-Oct	11-Oct	Var(%)
BPCL	349	343	1.8%
COALINDIA	307	302	1.8%
MARUTI	10581	10412	1.6%
NTPC	242	239	1.2%
POWERGRID	201	199	1.1%
Top 5 Nifty Losers	12-Oct	11-Oct	Var(%)
TECHM	1199	1232	-2.7%
APOLLOHOSP	4994	5093	-1.9%
INFY	1466	1494	-1.9%
TCS	3543	3610	-1.9%
HCLTECH	1224	1246	-1.8%

BSE Index Watch	Last	1 day	1 wk	1 mth	1 yr
SENSEX	66408	-0.1%	1.2%	-1.6%	16.0%
MIDCAP	32323	0.3%	1.4%	0.5%	30.6%
SMLCAP	38199	0.6%	1.5%	2.4%	33.9%
AUTO	36948	0.7%	2.4%	1.9%	28.4%
BANKEK	50146	0.1%	0.9%	-2.8%	13.4%
Capital Goods	47908	-0.1%	-0.6%	2.5%	52.3%
FMCG	18965	0.3%	2.0%	0.5%	20.5%
Health Care	28210	0.2%	1.0%	-0.8%	21.6%
IT	32421	-1.5%	0.0%	-1.8%	16.4%
METAL	23273	0.9%	3.1%	0.5%	24.6%
Oil & Gas	18965	1.4%	1.7%	-1.2%	3.8%
Power	4547	0.4%	0.5%	-1.3%	-2.5%
Realty	4869	-0.2%	6.8%	4.7%	44.4%

NSE USD Futures	12-Oct	11-Oct	Var (%)
Oct Expiry (Rs./\$)	83.25	83.21	0.0%
Nov Expiry (Rs./\$)	83.26	83.23	0.0%
Total Turnover (Rs. Crore)	30665	20206	52%

Sectors	TTM PE
Auto	31.84
Auto Ancillary	42.4
Banking	15.86
Engineering	44.66
Cement	77.05
Diamonds & Jewellery	38.8
Housing Finance	20.53
Infrastructure & Const	29.92
Metals-Aluminium	36.8
Metal - Steel	13.89
Oil Expl.	14.54
Pharma	7.55
Power – Gen. Supp.	40.82
Information Tech.	16.07
Sugar	11.34
Telecom Serv. Prov.	153.36
Tyres	34

Shankar Cotton 6/4 29mm (Source: BBG)



10 year G-Sec Yield	Current	Previous	Change
US	4.67%	4.70%	(3) bps
Japan	0.77%	0.76%	1 bps
India	7.30%	7.31%	(1) bps
UK	4.42%	4.33%	9 bps
Libor 3 Mths	5.66%	5.69%	(3) bps

Indian Eco Data	Current	Previous	Var(%)
Forex Reserve (US\$ in bn)	525	528	-0.7%
Inflation – WPI	-0.52%	-1.36%	84 bps
Inflation – CPI	5.02%	6.83%	(181) bps

India GDP	Q4FY23	Q4FY22	Var(%)
Growth	8.00%	6.06%	194 bps

Monetary Policy	Current	Previous	Change
Repo Rate	6.50%	6.50%	0 bps
Reverse Repo Rate	3.35%	3.35%	0 bps
CRR	4.50%	4.50%	0 bps
O/S Banking System Liquidity (Rs bn)	-315	-314	(0.7)

IIP Growth %	Aug-23	Aug-22	YTD
IIP	10.3	-0.7	5.7
Mining	12.3	-3.9	8.3
Manufacturing	9.3	-0.5	5.2
Electricity	15.3	1.4	7.0

Bulk Deal As On 12/10/23

BSE					
Security Code	Security Name	Client Name	Deal	Quantity	Price
539661	ACEMEN	YACOOBALI ENTERPRISE PRIVATE LIMITED	B	17366	56.52
536737	ACFSL	ADITYA ENTERPRISE	S	390000	15.73
536737	ACFSL	VICKY RAJESH JHAVERI	B	390000	15.73
538351	AFEL	RISHAN SINGH KEER	S	100000	4.69
517546	ALFATRAN	SURBHI INVESTMENTS & TRADING COMPANY PRIVATE	S	46501	57.05
531297	ARTEFACT	ADITI MEHTA	S	77545	68.49
513401	ASHIS	IMMACULATE ADVISORY PRIVATE LIMITED	S	50000	39
535267	COMFINCAP	GAURAV CHANDRAKANT SHAH	S	391414	10.85
540361	DANUBE	AAKASH RAJU BHAGCHANDANI	B	200000	8.17
540361	DANUBE	ANGAD ISHWARLAL RATHOD	S	204672	8.3
539492	GARBIFIN	LONGVIEW SUPPLIERS PRIVATE LIMITED	S	183745	29.16
541983	INNOVATIVE	MULTIPLIER SHARE & STOCK ADVISORS PRIVATE LIMITED	S	84000	29.57
543979	KAHAN	MUKESH KUMAR	S	17600	105.3
543262	MRP	SOMYA AGRO SUPERMART	S	19000	134.68
543305	NAVODAYENT	GULAM JAINUL ABEDIN SHAIKH	S	48000	11.78
526905	PADMAIND	SAUMIL ARVINDBHAI BHAVNAGARI	B	65724	3.09
526905	PADMAIND	VISHWAMURTE TRAD INVEST PE LTD	S	67226	3.09
540590	RIDDHICORP	MAVEN INDIA FUND	S	100000	133.1
543366	SBLI	NARMADABEN VAGHELA	B	4800	73
543366	SBLI	SKSE SECURITIES LIMITED CORP CM/TM PROP A/C	S	4800	73
543366	SBLI	SKSE SECURITIES LIMITED CORP CM/TM PROP A/C	B	1200	73
543799	SVJ	BINDIYA VIJAY SHAH	S	45000	53.11
543799	SVJ	JR SEAMLESS PRIVATE LIMITED	B	162000	53.12
543799	SVJ	SUNIL BHANDARI	B	45000	55.56
543799	SVJ	VIJAY VINODCHANDRA SHAH	S	66000	53.11
537392	TAAZAIN	BP EQUITIES PVT. LTD.	B	48001	17.25
537392	TAAZAIN	MADDULA BALA TRIPURA SUNDARI LAKSHMI BHAVANA	S	169500	17.25
537392	TAAZAIN	MADDULA JWALA VENKATA PANDURANGA PRANEETH	S	196761	17.25
537392	TAAZAIN	P V RAVI	S	90000	17.25
537392	TAAZAIN	SIREESHA PABBATHI	S	164000	17.23
537392	TAAZAIN	VENKAYAMMA PALADUGU	B	37000	17.25
531190	TAVERNIER	DIVYA KANDA	B	30343	23.06
544002	VIVAA	ACINTYO INVESTMENT FUND PCC- CELL 1	S	22000	40.42
544002	VIVAA	ASNANI STOCK BROKER PRIVATE LIMITED	S	80000	42.64
544002	VIVAA	DHIRENDRA TRIPATHI	B	20000	41.92
544002	VIVAA	KUBER EQUITY SERVICES LLP	B	38000	41.78
544002	VIVAA	MULTIPLIER SHARE & STOCK ADVISORS PRIVATE LIMITED	B	102000	40.73
544002	VIVAA	PARASRAMPURIA INFRASTRUCTURE LLP	B	50000	38.76

NSE					
Security Code	Security Name	Client Name	Deal	Quantity	Price
3600NE	360 ONE WAM LIMITED	MORGAN STANLEY INVESTMENT FUNDS EMERGING LEADERS EQUITY FUND	SELL	2442218	511.2
3600NE	360 ONE WAM LIMITED	NORGES BANK ON ACCOUNT OF THE GOVERNMENT PENSION FUND GLOBAL	BUY	3275807	511.2
ASIANHOTNR	Asian Hotels (North) Ltd	JC FLOWERS ASSET RECONSTRUCTION PRIVATE LIMITED	SELL	817927	142.51
ASIANHOTNR	Asian Hotels (North) Ltd	VANDANA JATIA FAMILY TRUST	BUY	817000	142.56
BALKRISHNA	Balkrshna Paper Mills Ltd	TEJASH JAYANTILAL THAKKER	BUY	77451	32.64
CANARYS	Canary s Automations Ltd	ABSOLUTE RETURNS SCHEME	SELL	388000	39.25

CELLECOR	Cellecor Gadgets Limited	MANSI SHARE AND STOCK ADVISORS PVT LTD	SELL	109200	143.56
CUPID	Cupid Limited	RAJASTHAN GLOBAL SECURITIES PVT LTD	SELL	115043	457.06
CUPID	Cupid Limited	SHRUTI MOHTA	BUY	70000	423.66
EFACTOR	E Factor Experiences Ltd	FINAVENUE GROWTH FUND	BUY	80000	127.79
GOYALSALT	Goyal Salt Limited	MULTIPLIER SHARE & STOCK ADVISORS PRIVATE LIMITED	SELL	90000	129.3
INTLCONV	Intl Conveyors Limited	DAULAT FINANCIAL SERVICES PRIVATE LTD.	SELL	396183	85.67
KARNIKA	Karnika Industries Ltd	ADHEESH KABRA HUF	BUY	64000	81
KARNIKA	Karnika Industries Ltd	ARC FINANCE LIMITED	BUY	83200	81
KARNIKA	Karnika Industries Ltd	EMERALD COMMERCIAL LIMITED	BUY	76800	81
KARNIKA	Karnika Industries Ltd	MUKESH COMMERCIAL PVT LTD	BUY	153600	81
KARNIKA	Karnika Industries Ltd	RASHMIKANT AMRATLAL THAKKAR	SELL	206400	81
KARNIKA	Karnika Industries Ltd	YUGA STOCKS AND COMMODITIES PRIVATE LIMITED .	BUY	176000	85.05
LATTEYS	Latteys Industries Ltd	PIYUSH JASHWANTLAL SHAH	SELL	316731	41.07
MARSHAL-RE	Marshall Machines Limited	PAWAN KISHIN GEHI	SELL	97300	5.2
MARSHALL	Marshall Machines Ltd	PRAKASH MANGALCHAND JAIN	BUY	100000	58.31
PLAZACABLE	Plaza Wires Limited	360 ONE PRIME LIMITED	SELL	230147	78.1
PLAZACABLE	Plaza Wires Limited	MANSI SHARE AND STOCK ADVISORS PVT LTD	BUY	300000	79.5
PLAZACABLE	Plaza Wires Limited	MULTIPLIER SHARE & STOCK ADVISORS PRIVATE LIMITED	BUY	300000	77.4
PLAZACABLE	Plaza Wires Limited	NAVI FINSERV PRIVATE LIMITED	SELL	230147	76
PLAZACABLE	Plaza Wires Limited	SARAVANA SECURITIES D.SATHYAMOORTHY	BUY	409224	80.2
PLAZACABLE	Plaza Wires Limited	STCI PRIMARY DEALER LIMITED	SELL	230147	76
PLAZACABLE	Plaza Wires Limited	THE FEDERAL BANK LTD.	SELL	224401	77.35
RATNAVEER	Ratnaveer Precision Eng L	JAINAM BROKING LIMITED	BUY	251894	121.22
SELAN	Selan Exploration Technol	WINTON ROAVIC LLP	SELL	100000	420.65
SHALPAINTS	Shalimar Paints Ltd	EQ INDIA FUND	SELL	1120000	167.86
SHALPAINTS	Shalimar Paints Ltd	HELLA INFRA MARKET PRIVATE LIMITED	BUY	2410501	168.06
SHALPAINTS	Shalimar Paints Ltd	LENUS FINVEST PRIVATE LIMITED	SELL	450000	168.15
SHALPAINTS	Shalimar Paints Ltd	SAROJ OMPRAKASH GUPTA	SELL	522713	168.35
SCML	Sharp Chucks N Machines L	360 ONE PRIME LIMITED	SELL	54000	65.54
SCML	Sharp Chucks N Machines L	ARVIND SINGH CHOUDHARY	BUY	54000	65.56
SCML	Sharp Chucks N Machines L	JAIN SANJAY POPATLAL	BUY	72000	65.95
SCML	Sharp Chucks N Machines L	KAMINI CHOUDHARY	BUY	54000	65.78
SCML	Sharp Chucks N Machines L	NIKUNJ STOCK BROKERS LTD	SELL	116000	65.52
SCML	Sharp Chucks N Machines L	STCI PRIMARY DELAER LTD	SELL	54000	66
SCML	Sharp Chucks N Machines L	VENKATA NAGARAJU PADALA	BUY	64000	66
SEL	Sungarner Energies Ltd	ANSHUL AGARWAL	SELL	19200	196.52
UNIVASTU	Univastu India Limited	A S ENTERPRISE	BUY	87000	116.69
CLOUD	Varanium Cloud Limited	EVLI EMERGING FRONTIER FUND	BUY	238000	215.21
VERTOZ	Vertoz Advertising Ltd	NIRAJ RAJNIKANT SHAH	BUY	75000	339.1

Disclosure:

Research Reports that are published by Nirmal Bang Securities Private Limited (hereinafter referred to as "NBSPL") are for private circulation only. NBSPL is a registered Research Analyst under SEBI (Research Analyst) Regulations, 2014 having Registration no. INH000001766. NBSPL is also a registered Stock Broker with National Stock Exchange of India Limited, BSE Limited, Metropolitan Stock Exchange of India Limited, Multi Commodity Exchange of India Limited and , National Commodity and Derivative Exchange Limited in Capital Market , Equity and Commodities derivatives segments and Currency Derivatives Segment .

NBSPL has other business divisions with independent research teams separated by Chinese walls, and therefore may, at times, have different or contrary views on stocks and markets.

NBSPL or its associates have not been debarred / suspended by SEBI or any other regulatory authority for accessing / dealing in securities Market since last 20 years. NBSPL, its associates or analyst or his relatives do not hold any financial interest (Except Investment) in the subject company. NBSPL or its associates or Analyst do not have any conflict or material conflict of interest at the time of publication of the research report with the subject company. NBSPL or its associates or Analyst or his relatives may or may not hold beneficial ownership of 1% or more in the subject company at the end of the month immediately preceding the date of publication of this research report.

NBSPL or its associates / analyst has not received any compensation / managed or co-managed public offering of securities of the company covered by Analyst during the past twelve months. NBSPL or its associates have not received any compensation or other benefits from the company covered by Analyst or third party in connection with the research report. Analyst has not served as an officer, director or employee of Subject Company. NBSPL / analyst has not been engaged in market making activity of the subject company.

Analyst Certification: The research analysts and authors of these reports, hereby certify that the views expressed in this research report accurately reflects my/our personal views about the subject securities, issuers, products, sectors or industries. It is also certified that no part of the compensation of the analyst(s) was, is, or will be directly or indirectly related to the inclusion of specific recommendations or views in this research. The analyst(s) principally responsible for the preparation of this research report and has taken reasonable care to achieve and maintain independence and objectivity in making any recommendations.

Disclaimer:

The Research Report is for the personal information of the authorized recipient and does not construe to be any investment, legal or taxation advice. NBSPL is not soliciting any action based upon it. Nothing in the research report shall be construed as a solicitation to buy or sell any security or product, or to engage in or refrain from engaging in any such transaction. In preparing the research report, we did not take into account the investment objectives, financial situation and particular needs of the reader.

The research report has been prepared for the general use of the clients of NBSPL and must not be copied, either in whole or in part, or distributed or redistributed to any other person in any form. If you are not the intended recipient you must not use or disclose the information in the research report in any way. Though disseminated to all the customers simultaneously, not all customers may receive the research report at the same time. NBSPL will not treat recipients as customers by virtue of their receiving the research report. The research report is not directed or intended for distribution to or use by any person or entity resident in a state, country or any jurisdiction, where such distribution, publication, availability or use would be contrary to law, regulation or which would subject NBSPL & its group companies to registration or licensing requirements within such jurisdictions.

The report is based on the information obtained from sources believed to be reliable, but we do not make any representation or warranty that it is accurate, complete or up-to-date and it should not be relied upon as such. We accept no obligation to correct or update the information or opinions in it. NBSPL or any of its affiliates or employees shall not be in any way responsible for any loss or damage that may arise to any person from any inadvertent error in the information contained in the research report. NBSPL or any of its affiliates or employees do not provide, at any time, any express or implied warranty of any kind, regarding any matter pertaining to this report, including without limitation the implied warranties of merchantability, fitness for a particular purpose, and non-infringement. The recipients of the research report should rely on their own investigations.

This information is subject to change without any prior notice. NBSPL reserves its absolute discretion and right to make or refrain from making modifications and alterations to this statement from time to time. Nevertheless, NBSPL is committed to providing independent and transparent recommendations to its clients, and would be happy to provide information in response to specific client queries.

Before making an investment decision on the basis of research report, the reader needs to consider, with or without the assistance of an adviser, whether the advice is appropriate in light of their particular investment needs, objectives and financial circumstances. There are risks involved in securities trading. The price of securities can and does fluctuate, and an individual security may even become valueless. International investors are reminded of the additional risks inherent in international investments, such as currency fluctuations and international stock market or economic conditions, which may adversely affect the value of the investment. Opinions expressed are subject to change without any notice. Neither the company nor the director or the employees of NBSPL accept any liability whatsoever for any direct, indirect, consequential or other loss arising from any use of the research report and/or further communication in relation to the research report. Here it may be noted that neither NBSPL, nor its directors, employees, agents or representatives shall be liable for any damages whether direct or indirect, incidental, special or consequential including lost revenue or lost profit that may arise from or in connection with the use of the information contained in the research report.

Copyright of this document vests exclusively with NBSPL.

Our reports are also available on our website

Registration granted by SEBI and certification from NISM in no way guarantee performance of NBSPL or provide any assurance of returns to investors.

Nirmal Bang Research (Division of Nirmal Bang Securities Pvt. Ltd.)

B-2, 301/302, Marathon Innova,
Opp. Peninsula Corporate Park
Off. Ganpatrao Kadam Marg
Lower Parel(W), Mumbai-400013
Board No. : 91 22 6723 8000/8001
Fax. : 022 6723 8010